

# 2026 Spring Recital Details

**\*\*I know some of these details might seem confusing, but please do not worry! It will all make sense once things get going.**

## **Dates/Location:**

- Recital walk through and pictures - Saturday, May 16th at the Marshall High School Theater
- Spring recital day - Sunday, May 17th at the Marshall High School Theater

## **Changes to Note:**

- Pictures on Saturday will be individuals only (no class pictures). This will significantly help with the picture line so every dancer can get some amazing pictures! Sibling and friendship pictures are also welcome. Pictures will be available from 9 a.m. to 4 p.m. during the onstage walk through.
- **On Sunday the recital is split into two performance groups! There will be a 1:00 p.m. group and a 4:00 p.m. group. This will help with parking seating and so much more. More details below.**

## **Specific Recital Sunday Schedule -**

**12:00** - Doors open to the theater for the 1:00 performance group.

**12:30-12:45** - All 1:00 dancers ready to go in hair, makeup and costume! Dancers can be warming up on stage, or sitting in the audience with a parent.

**12:45** - Routines that are 2nd-5th in recital will gather on stage by class and will be taken backstage by their teacher.

**1:00** - Start show for the 1:00 performance group!

-----

**2:30-3:00** - Clear the theater to reset for the 4:00 performance group. No saved seats (with the exception of the senior dancers).

-----

**3:00** - Doors open to the theater for the 4:00 performance group.

**3:30-3:45** - All 4:00 dancers ready to go in hair, makeup and costume! Dancers can be warming up on stage, or sitting in the audience with a parent.

**3:45** - Routines that are 2nd-5th in recital will gather on stage by class and will be taken backstage by their teacher.

**4:00** - Start show for the 4:00 performance group!

**Here are the Sunday performance groups! Look carefully to find out which group your dancer performs in!**

1:00 p.m. group = green - 4:00 p.m. group = purple

## 1:00 p.m. Group

1. "Life is Sweet" - Heritage Point Dragonflies
2. Wednesday Mini Tumbling Class

3. Wednesday Tots Class
4. "Cry Like Me" - National Team Competition Piece
5. Monday Preschool Class
6. Wednesday Mini Ballet/Tap Class (ballet dance) (5 & 6 year olds)
7. Wednesday Preschool Class
8. "Breathe Me" - National Team Competition Piece
9. "That Man" - National Team Competition Piece
10. Mini Ballet/Tap Class (tap dance) (5 year olds)
11. Mini Ballet/Tap Class (tap dance) (6 year olds)
12. "Flying" - Jr Team Competition Piece
13. Friday preschool Class
14. "Perhaps, Perhaps, Perhaps" - National Team Competition Piece
15. Monday Mini Hip Hop Class
16. "Dancing Fool" - Jr Team Competition Piece
17. "Footprints" - National Team Competition Piece
18. "Constellations" - National Team Competition Piece
19. "Hard Knock Life" - Jr Team Competition Piece
20. "Hot Hot Hot" - Mini Team Competition Piece
21. "Ozzy" - National Team Competition Piece

#### 4 p.m. Group

1. "Ozzy" - National Team Competition Piece
2. "Dancing Fool" - Jr Team Competition Piece
3. Tuesday Jr Tumbling Class
4. Level 1 Tumbling Class
5. Level 2 Tumbling Class
6. 3/4/Elite Tumbling Class (Group A)
7. 3/4/Elite Tumbling Class (Group B)
8. Senior Soloist - Ava Winn
9. Level 1 Tap Class
10. Senior Soloist - Kaitlyn Rosenboom
11. Level 2 Tap Class
12. Level 3 & 4 Tap Class
13. Senior Soloist - Addison Kainz
14. Senior Soloist - Delaney Dieken
15. Tuesday Ballet/Jazz/Tap Class (tap dance)
16. Level 1 Ballet Technique Class
17. "Voice of God" - National Team Competition Piece
18. Level 2 Ballet Technique Class
19. Level 3 Ballet Technique Class
20. Elite Pointe Class
21. Tuesday Ballet/Jazz/Tap Class (ballet dance)
22. Level 3 & 4 Pointe Class
23. "Like Grrah" - National Team Competition Piece

24. Level 1 & Jr Hip Hop Class
25. Level 2 Hip Hop Class
26. Level 3/4/Elite Hip Hop Class
27. Level 1 Contemporary Class
28. "I Still Haven't Found What I'm Looking For" - Contemporary 4/Elite and National Team Competition Piece
29. High School Jr Soloist - Lea Kretzschmann
30. Level 2 Contemporary Class
31. Level 3 Contemporary Class
32. Level 1 Jazz Class
33. "You Don't Mess Around With Jim" - Elite Jazz & National Team Competition Piece
34. Level 2 Jazz Class
35. Level 3 & 4 Jazz Class
36. "Let It All Go" - National Team Piece

**Sunday Backstage Meeting Spot and When To Go Backstage:** Make sure to bring your dancer to our backstage meeting spot (which will be labeled) 2 routines before they perform (unless they are routine 2-5, because we will already gather them before we start). For example if your dancer is routine #9 make sure that they are waiting for their teacher at the designated spot during the beginning of routine #7. I promise this will all make sense at the recital, please do not panic if this seems confusing!

**Sunday Pick Up After Your Dancer Performs:** All younger dancers (Preschool, Mini and Junior level) dancers must be picked up at the backstage meeting spot after they perform. If a younger dancer is done performing they can sit with their parents in the audience. All level 1,2,3,4 and elite dancers will go back to their dressing room on their own after they perform.

**Tickets:** We will have a ticket pre-sale available from 9 a.m. - 4:00 p.m. on Saturday. Tickets are \$15/person (2 and under are free and dancers are free as well). The tickets will get you into both performances, we will not be selling two different tickets. Feel free to invite your friends and family, the dancers have made so much progress this season and they want to show it off! We will also have ticket sales available at the door on Sunday as well.

**Tights:** Tights will be available to purchase on Saturday and Sunday at the high school. Check the costume checklist at the end of the document so you know which tights your dancer needs for each group. If you are using the same tights from the last recital, make sure to go through them and check for snags, rips, holes, stains etc. It is always recommended to have a backup pair or two.

**Video:** Here is the link to order a DVD/Blu Ray/Digital Download of the recital. Make sure to do it asap so you don't forget! <https://videomagicproductions.square.site/>

**Hair/Make-Up/Costume Reminder:** Make sure your dancer comes in hair/makeup/costume both for the Saturday on stage walk through/pictures and the Sunday recital.

**\*\*Please note that the girls dressing rooms will be girls/women only and there will be a separate boys dressing room for both the recital walk through and recital.**

**Tuesday Ballet/Jazz/Tap and Mini Ballet/Tap (5 & 6 year olds):** Please make sure both sets of your dancers shoes are labeled with their name! We will be keeping them backstage for both the recital walk through and the recital (we will help them change their shoes)! This has worked really well in the past so parents don't have to run backstage. Thanks!

**Tips:**

- Make sure all of your things have your name in them (shoes, costumes, tights etc).
- Bring a robe or zip up jacket (that way makeup/hair doesn't get messed up) to keep your dancer warm while they are waiting around at the recital.
- Bring mess free snacks that will not ruin their costume (fruit snacks, cheese sticks, water etc).
- Make sure you are touching up hair and makeup throughout the day your dancer has pictures if your dancer has multiple costume changes.
- Always be early and ready to go! If you come late chances are your dancer will miss their group.

**Recital Walk Through (Saturday):** As much as we would love to have the parents watch the recital walk through rehearsal to give a preview, a lot of the kids need this time to adjust to the new space and teachers will need their full attention to help them as much as possible. We can't allow for the extra distraction of parents in and out during our Saturday rehearsal and I hate to be the "bad guy" and have to kick people out, so please don't put me in that position. Parents are more than welcome to assist their dancer with pictures. Please hang out in your dancers designated dressing room (which will be labeled) during your dancers time slot, and I promise it will all be worth it when you get to see Sunday's show!

**Saturday, May 16th - Recital Walk Through and Pictures (schedule below)**

**Location: Marshall High School Theater**

- The times slots below are for the on stage walk through.
- Individual pictures are optional, but highly recommended! Individual pictures can be taken at any time from 9 a.m. - 4 p.m on Saturday (or later if needed). Feel free to take individual pictures, friendship pictures and or sibling pictures!
- All dancers come ready to go in hair, makeup and costume.
- Please come 25 min before your dancers time slot.

9:00 - "Life is Sweet" - Heritage Pointe Dragonflies

----- Break -----

10:00 - Wednesday Mini Tumbling Class

10:10 - Wednesday Tots Class

10:20 - "Cry Like Me" - National Team Competition Piece

10:30 - Monday Preschool Class

10:40 - Wednesday Mini Ballet/Tap Class (ballet dance) (5 & 6 year olds)


10:50 - Wednesday Preschool Class  
11:00 - "Breathe Me" - National Team Competition Piece  
11:10 - "Hard Knock Life" - Jr Team Competition Piece  
11:20 - Mini Ballet/Tap Class (tap dance) (5 year olds)  
11:30 - Mini Ballet/Tap Class (tap dance) (6 year olds)  
11:40 - "Flying" - Jr Team Competition Piece  
11:50 - Friday preschool Class  
12:00 - "Perhaps, Perhaps, Perhaps" - National Team Competition Piece  
12:10 - Monday Mini Hip Hop Class  
12:20 - "Dancing Fool" - Jr Team Competition Piece  
12:30 - "Footprints" - National Team Competition Piece  
12:40 - "Constellations" - National Team Competition Piece  
12:50 - "That Man" - National Team Competition Piece  
1:00 - "Hot Hot Hot" - Mini Team Competition Piece  
1:10 - "Ozzy" - National Team Competition Piece  
1:20 - Tuesday Jr Tumbling Class  
1:30 - Level 1 Tumbling Class  
1:40 - Level 2 Tumbling Class  
1:50 - 3/4/Elite Tumbling Class (Group A)  
2:00 - 3/4/Elite Tumbling Class (Group B)  
2:10 - Senior Soloist - Ava Winn  
2:15 - Level 1 Tap Class  
2:20 - Senior Soloist - Kaitlyn Rosenboom  
2:25 - Level 2 Tap Class  
2:30 - Level 3 & 4 Tap Class  
2:35 - Senior Soloist - Addison Kainz  
2:40 - Senior Soloist - Delaney Dieken  
2:45 - Tuesday Ballet/Jazz/Tap Class (tap dance)  
2:50 - Level 1 Ballet Technique Class  
2:55 - "Voice of God" - National Team Competition Piece  
3:00 - Level 2 Ballet Technique Class  
3:05 - Level 3 Ballet Technique Class  
3:10 - Elite Pointe Class  
3:15 - Tuesday Ballet/Jazz/Tap Class (ballet dance)  
3:20 - Level 3 & 4 Pointe Class  
3:25 - "Like Grrah" - National Team Competition Piece  
3:30 - Level 1 & Jr Hip Hop Class  
3:35 - Level 2 Hip Hop Class  
3:40 - Level 3/4/Elite Hip Hop Class  
3:45 - Level 1 Contemporary Class  
3:50 - "I Still Haven't Found What I'm Looking For" - Level 3 & 4 Contemporary Class and National Team Competition Piece  
3:55 - High School Jr Soloist - Lea Kretzschmann  
4:00 - Level 2 Contemporary Class


- 4:05 - Level 3 Contemporary Class
- 4:10 -Level 1 Jazz Class
- 4:15 - "You Don't Mess Around With Jim" - Elite Jazz & National Team Competition Piece
- 4:20 - Level 2 Jazz Class
- 4:25 - Level 3 & 4 Jazz Class
- 4:30 - "Let It All Go" - National Team Piece


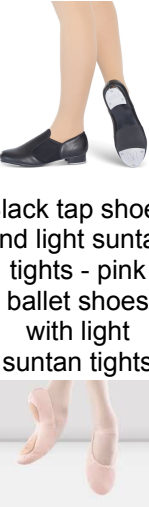
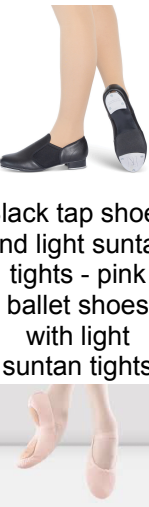


## 2026 Spring Recital Costume Checklist for Both Saturday and Sunday - December 13th and 14th \*Not in order!




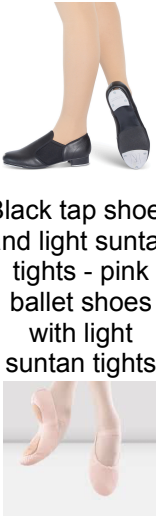
Please Note: we will have tights for sale for all classes.





Class	Costume	Shoes/Tights	Hair	Accessories	Makeup
Tots Class		<p style="text-align: center;">Pink ballet shoes and pink tights</p> 	Any type of updo	Hairpiece offset to the right	No makeup needed for the tots, but can do some lip gloss and blush if you would like
Friday Preschool		<p style="text-align: center;">Pink ballet shoes and pink tights</p> 	Any type of updo	Hairpiece offset to the right	Simple and cute makeup - lipgloss, blush, neutral eyeshadow and possibly mascara if you would like







<p>Wednesday Preschool</p>		<p>Pink ballet shoes and pink tights</p> 	<p>Any type of updo</p>	<p>Hairpiece offset to the left</p>	<p>Simple and cute makeup - lipgloss, blush, neutral eyeshadow and possibly mascara if you would like</p>
<p>Wednesday Preschool Boys</p>	<p>Dress up clothes of your choice!</p>	<p>Black ballet shoes and or black socks</p>	<p>Nice combed/gel ed hair</p>	<p>—</p>	<p>—</p>
<p>Monday Preschool</p>		<p>Pink ballet shoes and pink tights</p> 	<p>Any type of updo</p>	<p>Hairpiece offset to the right</p>	<p>Simple and cute makeup - lipgloss, blush, neutral eyeshadow and possibly mascara if you would like</p>
<p>Monday Preschool Boys</p>	<p>Dress up clothes of your choice!</p>	<p>Black ballet shoes and or black socks</p>	<p>Nice combed/gel ed hair</p>	<p>—</p>	<p>—</p>
<p>Wednesday Mini Tumbling</p>	 <p>Leotard of your own (any style/color)</p>	<p>Light suntan transitional or stirrup tights and bare feet</p>	<p>High ponytail (can add curls if you would like)</p>	<p>No accessories</p>	<p>Simple and cute makeup - lipgloss, blush, neutral eyeshadow and possibly mascara if you would like</p>







Wednesday Mini Tumbling Boys	Any type of solid colored athletic shirt and black athletic pants	Barefoot	Nice combed/gel ed hair	—	—
Tuesday Jr Tumbling	 <p>Leotard of your own (any style/color)</p>	Light suntan transitional or stirrup tights and bare feet	Middle part slicked into a low straight ponytail	No accessories	Simple and cute makeup - lipgloss, blush, neutral eyeshadow and possibly mascara if you would like
Tumbling 1 Tumbling 2 Tumblines 3/4/Elite	Your own black leotard and black leggings or black shorts	No tights needed unless you want to wear some under to get ready for the next dance and bare feet	Middle part slicked into a low ponytail	No accessories	Performance makeup - foundation/powder to match skin tone, blush, neutral eyeshadow, eyeliner, mascara and a red lip
Tumbling 1 Boys	Your own black athletic shirt and black athletic pants	Bare foot	Nice combed/gel ed hair	—	—






<p>Wednesday Mini Ballet/Tap - 5 Year Old Class (Miss Breanna)</p> <p><b>**We are performing both a ballet dance and a tap dance this year, so they will wear this costume both times!</b></p>		<p>Black tap shoes and light suntan tights - pink ballet shoes with light suntan tights</p> 	<p>High ponytail (can add curls if you would like)</p>	<p>Pink bow hairpiece offset to the right (we are not using the silver bows)</p>	<p>Simple and cute makeup - lipgloss, blush, neutral eyeshadow and possibly mascara if you would like</p>
<p>Wednesday Ballet/Tap - 6 Year Old Class (Miss Annie)</p> <p><b>**We are performing both a ballet dance and a tap dance this year, so they will wear this costume both times!</b></p>		<p>Black tap shoes and light suntan tights - pink ballet shoes with light suntan tights</p> 	<p>High ponytail (can add curls if you would like)</p>	<p>Blue bow hairpiece offset to the right (we are not using the silver bows)</p>	<p>Simple and cute makeup - lipgloss, blush, neutral eyeshadow and possibly mascara if you would like</p>
<p>Ballet Technique 1 Ballet Technique 2</p>	 <p>Own black leotard (any style)</p>	<p>Pink ballet shoes and pink tights</p> 	<p>Middle part slicked into a low straight ponytail</p>	<p>No accessories</p>	<p>Performance makeup - foundation/powder to match skin tone, blush, neutral eyeshadow, eyeliner, mascara and a red</p>







<p>Ballet Technique 3</p>	 <p>Own black leotard (any style)</p> <p>**Dancers may add their own ballet skirt if they wish, but are not required to.</p>	<p>Pink ballet shoes and pink tights</p> 	<p>Middle part slicked into a low straight ponytail</p>	<p>No accessories</p>	<p>Performance makeup - foundation/powder to match skin tone, blush, neutral eyeshadow, eyeliner, mascara and a red</p>
<p>Tuesday Jr Ballet/Jazz/Tap</p> <p>**Performing both a ballet/jazz dance and a tap dance in this costume</p>		<p>Black tap shoes and light suntan tights - pink ballet shoes with light suntan tights</p> 	<p>Middle part slicked into a low straight ponytail</p>	<p>Pink bow clip on top of the low pony</p>	<p>Simple and cute makeup - lipgloss, blush, neutral eyeshadow and possibly mascara if you would like</p>
<p>Pointe 3 &amp; 4</p>	<p>Black leotard with a long skirt of any color (both found on your own)</p>	<p>Pink pointe shoes and pink tights</p>	<p>Middle part slicked into a low straight ponytail</p>	<p>Not using the hairpiece (due to quick changes)</p>	<p>Performance makeup - foundation/powder to match skin tone, blush, neutral eyeshadow, eyeliner, mascara and a red lip</p>

<p>Elite Pointe</p>	<p>Pastel leotards and skirts of your own</p>	<p>Pink pointe shoes and pink tights</p>	<p>Middle part slicked into a low straight ponytail</p>	<p>No hairpiece and lace gloves</p>	<p>Performance makeup - foundation/powder to match skin tone, blush, neutral eyeshadow, eyeliner, mascara and a red lip</p>
<p>Jazz 1</p>		<p>Light suntan tights and tan jazz shoes</p> 	<p>Middle part slicked into a low straight ponytail</p>	<p>Green scrunchie around the ponytail</p>	<p>Performance makeup - foundation/powder to match skin tone, blush, neutral eyeshadow, eyeliner, mascara and a red lip</p>
<p>Jazz 2</p>		<p>Light suntan tights and tan jazz shoes</p> 	<p>Middle part slicked into a low ponytail</p>	<p>Black hat - No white gloves</p>	<p>Performance makeup - foundation/powder to match skin tone, blush, neutral eyeshadow, eyeliner, mascara and a red lip</p>

<p>Jazz 3/4</p> <p><b>**Please tighten the strap around the neck - most need this done!</b></p>		<p>Light suntan tights and tan jazz shoes</p> 	<p>Middle part slicked into a low ponytail</p>	<p>No hairpiece</p>	<p>Performance makeup - foundation/powder to match skin tone, blush, neutral eyeshadow, eyeliner, mascara and a red lip</p>
<p>Elite Jazz</p>	<p>Black briefs, black skirt and black corset top</p> 	<p>Light suntan tights and tan jazz shoes</p> 	<p>Middle part slicked into a low ponytail</p>	<p>No hairpiece</p>	<p>Performance makeup - foundation/powder to match skin tone, blush, neutral eyeshadow, eyeliner, mascara and a red lip</p>
<p>Mini Kids Hip Hop</p>		<p>White hip hop shoes</p> 	<p>High ponytail (can add curls if you would like)</p>	<p>Green scrunchie around ponytail</p>	<p>Simple and cute makeup - lipgloss, blush, neutral eyeshadow and possibly mascara if you would like</p>

<p>Jr/Level 1 Hip Hop</p>		 <p>White hip hop shoes</p>	<p>Middle part slicked into a low straight ponytail</p>	<p>Blue scrunchie around ponytail</p>	<p>Performance makeup - foundation/powder to match skin tone, blush, neutral eyeshadow, eyeliner, mascara and a red lip</p>
<p>Hip Hop 2</p>	 <p>Please wear your own white bra/undergarment under the white shirt!</p>	 <p>White hip hop shoes</p>	<p>Middle part slicked into a low straight ponytail</p>	<p>No hairpiece</p>	<p>Performance makeup - foundation/powder to match skin tone, blush, neutral eyeshadow, eyeliner, mascara and a red lip</p>
<p>Hip Hop 3/4/Elite</p>		 <p>White hip hop shoes</p>	<p>Middle part slicked into a low straight ponytail</p>	<p>No hairpiece</p>	<p>Performance makeup - foundation/powder to match skin tone, blush, neutral eyeshadow, eyeliner, mascara and a red lip</p>

	 <p>Please wear your own white sports bra underneath</p>				
Tap 1		 <p>Black tap shoes and light suntan tights</p>	Middle part slicked into a low straight ponytail	No hairpiece	Performance makeup - foundation/powder to match skin tone, blush, neutral eyeshadow, eyeliner, mascara and a red lip
Tap 2		 <p>Black tap shoes and light suntan tights</p>	Middle part slicked into a low straight ponytail	Orange scrunchie around ponytail	Performance makeup - foundation/powder to match skin tone, blush, neutral eyeshadow, eyeliner, mascara and a red lip

<p>Tap 3/4</p>	 <p>Any type of white top and jeans of your own - all styles work!</p>	 <p>Black tap shoes and no tights needed</p>	<p>Middle part slicked into a low straight ponytail</p>	<p>No hairpiece</p>	<p>Performance makeup - foundation/powder to match skin tone, blush, neutral eyeshadow, eyeliner, mascara and a red lip</p>
<p>Contemporary 1</p>		<p>Light suntan stirrup tights and tan turners</p> 	<p>Middle part slicked into a low straight ponytail</p>	<p>No hairpiece</p>	<p>Performance makeup - foundation/powder to match skin tone, blush, neutral eyeshadow, eyeliner, mascara and a red lip</p>
<p>Contemporary 2</p>		<p>Light suntan stirrup tights and tan turners</p> 	<p>Middle part slicked into a low straight ponytail</p>	<p>Silver rhinestone clip offset to the right side</p>	<p>Performance makeup - foundation/powder to match skin tone, blush, neutral eyeshadow, eyeliner, mascara and a red lip</p>

<p>Contemporary 3</p>		<p>Light suntan stirrup tights and tan turners</p> 	<p>Middle part slicked into a low straight ponytail</p>	<p>No hairpiece</p>	<p>Performance makeup - foundation/powder to match skin tone, blush, neutral eyeshadow, eyeliner, mascara and a red lip</p>
<p>Contemporary 4/Elite</p>		<p>No tights and tan turners</p> 	<p>Middle part slicked into a low straight ponytail</p>	<p>No hairpiece</p>	<p>Performance makeup - foundation/powder to match skin tone, blush, neutral eyeshadow, eyeliner, mascara and a red lip</p>
<p>Mini Team Competition Group "Hot Hot Hot"</p>	 <p>Using the fringe piece</p>	 <p>White hip hop shoes</p>	<p>High or low pony - depends on what your dancer needs for their other classes.</p>	<p>Add one of the hair pieces to their pony</p>	<p>Performance makeup - foundation/powder to match skin tone, blush, neutral eyeshadow, eyeliner, mascara and a red lip</p>

<p>Jr Team Competition Group "Dancing Fool"</p>		<p>Light suntan tights and tan jazz shoes</p> 	<p>Middle part slicked into a low ponytail</p>	<p>Silver bow and using white gloves!</p>	<p>Performance makeup - foundation/p owder to match skin tone, blush, neutral eyeshadow, eyeliner, mascara and a red lip</p>
---	---	---	--	---	--